

# Lesson 1: Curious about Creativity

## Activity 2 – Recap Activity




Q1. Explain in your own words the term 'creativity'?

Q2. List the actions of a creative person.

Q3. Identify a possible problem from each of the images below.



Problem: \_\_\_\_\_  
\_\_\_\_\_



Problem: \_\_\_\_\_  
\_\_\_\_\_



Problem: \_\_\_\_\_  
\_\_\_\_\_



Problem: \_\_\_\_\_  
\_\_\_\_\_

Q4. Explain the differences between the brain hemispheres?

Right:

Left:

Q5. Observe the following images. Identify what each image represents by activating your right hemisphere.




Image represents: \_\_\_\_\_  
\_\_\_\_\_



Image represents: \_\_\_\_\_  
\_\_\_\_\_



Image represents: \_\_\_\_\_  
\_\_\_\_\_





Image represents: \_\_\_\_\_  
\_\_\_\_\_

Q6. What do you see in the image below?

Push your imagination further, and think laterally for different and random ideas on what this image could be!



In the image I see: \_\_\_\_\_

Different and random ideas on what the image could be:

- \_\_\_\_\_
- \_\_\_\_\_
- \_\_\_\_\_
- \_\_\_\_\_

